

## PRODUCT INFORMATION

### FT350™ High Build Epoxy Primer



#### DESCRIPTION

FT 350™ is a 100% solid, epoxy primer designed to reduce light surface imperfections for FT500 and FT600 coating systems.

#### ADVANTAGES

- 100% Solids
- Excellent leveling characteristics
- Helps reduce surface imperfections
- Compatible with all FloorTech flooring systems
- Improves surface's wear, durability and gloss reflection

#### RECOMMENDED USES

FT 350™ may be used:

- Build primer with FT500 and FT600 systems
- To reduce surface irregularities

#### PACKAGING

Available in 3 and 15 gallon kits

#### COVERAGE

Approximately 320 sq. ft. per gallon at 5 mils

Approximately 265 sq. ft. per gallon at 6 mils

Approximately 200 sq. ft. per gallon at 8 mils

#### MIXING RATIO

2 part A to 1 part B

#### GENERAL DATA

<b>Application Temperature &amp; Humidity</b>	55°—90°F @ 85% RH
<b>Working Time</b>	25 minutes @ 25°F
<b>Colors</b>	Clear and colorant available
<b>Percent Solids By Weight</b>	100%
<b>Film Thickness</b>	One coat—6 mils
<b>Cure Rate @ 75°F</b>	
Recoat	12 hours
Foot Traffic	14 hours
Heavy Traffic	24 hours

#### TEST / PHYSICAL PROPERTIES

Test	Description	Values
<b>Impact Resistance</b>	<b>ASTM D-1044</b>	<b>100 in/lb</b>
<b>Abrasion Resistance</b>	Taber Abrasion CS-17 Wheel, 1000 cycles, 1000 gm load	55 mg
<b>Flamibility</b>	ASTM D-635	Self extinguishing
<b>Hardness D</b>	ASTM D-2240	80
<b>UV Light Resistance</b>		Excellent

#### CAUTION AWARENESS

As with all high performance coatings, the cured product may become slippery when wet or if exposed to oily conditions. For a procedure for incorporating aggregate to obtain a non-slip finish, contact your FloorTech/IFC Sales Representative.

This product may contain solvents and is recommended for use only in areas with adequate ventilation.






# FT350™ High Build Epoxy Primer

Product Information

Page 2 of 4

(Continued from page 1)

## AVAILABLE COLORS

	<b>Red</b>	<b># 354</b>
	<b>Beige</b>	<b># 353</b>
	<b>Gray</b>	<b># 351</b>
	<b>Lt. Gray</b>	<b># 352</b>
	<b>Blue</b>	<b># 355</b>
<b>White (#357)</b>	<b>Yellow (#356)</b>	
<b>Custom Colors</b>	<b>(#358)</b>	

## LIMITATIONS

This product is not designed for exterior use, immersion, or any use where moisture can reach the underside of the resurfacer. Do not apply to floors previously treated with curing and parting compounds or other coatings unless they have been completely removed by chemical or mechanical means. Do not use on vinyl, asphalt, rubber, glazed tile, paving brick, quarry tile, Mexican tile, or similar materials.

Before applying for protection against specific chemical environments, consult Chemical Resistance Guide or FloorTech Technical Service.

Sealed surfaces may discolor under tires due to tire plasticizer migration.

If the product is to be applied in or near areas containing food stuffs, they should be removed before the application and until the coating has fully cured and all vapors have dissipated.

As with all high performance coatings, the cured product may become slippery when wet or if exposed to oily conditions. Aggregate may be incorporated to maintain a non-slip finish.

Do not thin this product. Addition of thinners will slow the cure and reduce the ultimate properties of this product. Critical recoat times will also be affected.

## FLOOR INSPECTION

The area to be surfaced must be a minimum of 60 days old, clean, sound and above 60°F.

The surface must be checked to determine if a curing compound and/or coating is present.

Moisture content of all concrete surfaces to be resurfaced and/or coated must be checked to determine the presence of excess moisture or moisture vapors.

Steps To Take:

1. **Polyethylene Sheet Method**—apply 2x2' plastic sheet to the surface to be tested with duct tape. After 24 hours, check underside for presence of moisture.
2. **Delmhorst Moisture Meter**—this is an electrical resistance test to measure moisture content. Two holes are made in the area to be tested and two probes are inserted and a measurement is taken. A reading of >20 indicates the presence of moisture.
3. **Calcium Chloride Test**—Most accurate to measure vapor transmission by absorbing anhydrous calcium chloride. A pre measured lid is placed under an airtight cover for 60 hours after which the lid containing calcium chloride is measured and the increase in weight is a measurement expressed in pounds of water per 1,000 sq. ft. A reading above 3 indicates the presence of moisture.

## SURFACE PREPARATION

All oils, grease, curing compounds, laitants and surface contaminants must be removed first. If surface has been previously coated and testing indicates that it must be removed to provide a suitable profile for proper adhesion. Check with your FloorTech Sales Representative for feasibility for chemical/mechanical removal.

The proper profile recommendation is important because it determines the thickness of the system, bond strength and wearing characteristics of the system used. A thin mil protective coating will require a tightly textured low profile to maximize bond and provide flatness to maximize wear and reflectivity.

The International Concrete Repair Institute (ICRI) Guideline No. 03732 has set forth a numerical, surface profiling indicators to be specified for various coating systems — from CSP 1 (Concrete Surface

# FT350™ High Build Epoxy Primer

Product Information

Page 3 of 4

(Continued from page 2)

Profile ) for 0—3 mil coatings to CSP 9 for >125 mil for synthetic overlayments.

FloorTech adheres to the surface profile guidelines on all coating systems as established by ICRI.

## ICRI Guidelines

	<u>Dry Mil</u>	<u>Coating System</u>
CSP 1, 2 & 3	0—3 Mils	FT300/500 Series
CSP 2, 3 & 4	4—10 Mils	FT500 Series
CSP 4, 5 & 6	40—125 Mils	FT400 High Build Series
CSP 5, 6, 7, 8 & 9	>125 Mils	FT820 & FT900 Series

## CHEMICAL PREPARATION

ASTM D-4258-83 Standard Practice for Surface Cleaning Concrete for Coating

ASTM D-4260-83 Standard Practice for Etching Concrete

## MECHANICAL PREPARATION

Coating / overlayment that requires a profile greater than a CSP 3 should be profiled mechanically by shot blasting or manual scarifying/grinding. Surface should be left with a uniform CSP texture.

Charlotte 13732 Statesville Road Huntersville, NC 28078 (800) 955-0078 (704) 948-5535 Fax (704) 948-7552  
Tampa 7824-A Causeway Blvd. Tampa, FL 33619 (800) 390-7727 (813) 635-0004 Fax (813) 635-0244  
Atlanta Industrial Floor Coating 3375 Hutchinson Road B-1 Cumming, GA 30040 (800) 955-1580 (770) 844-0552 Fax (770) 844-0553  
[www.floortechinc.com](http://www.floortechinc.com)

**FloorTech Inc.**

Version Date: 9/26/02



# FT350™ High Build Epoxy Primer

## Chemical Resistance Guide

The following Chemical Resistance Guide will aid in determining the effect of various chemicals to FloorTech Inc.'s FT350™. A rating system for this guide is as follows:

R - Recommended for continuous service  
L - Limited recommendation, occasional spills

Acetic Acid 5%	L	Methyl Ethyl Ketone	L
Acetone	L	Nitric Acid 10%	R
Bleach	L	Skydrol	R
Citric Acid 50%	L	Sodium Hydroxide 50%	R
Crude Oil	R	Sulfuric Acid 30%	R
Diesel Fuel	R	Toluene	L
Ethylene Glycol	R	Urea	R
Fatty Acids	L	Vinegar	L
Gasoline	R	Xylene	L
Hydrochloric Acid 15%	R	Lactic Acid 15%	R