

PRODUCT INFORMATION

FT310™ Water Based Epoxy Primer/Sealer



DESCRIPTION

FT310™ is a two component water based poly-amid primer designed to promote adhesion for epoxy and urethane coating systems. The chemical and abrasive resistance allows FT310™ to be used as a stand alone top coat.

ADVANTAGES

- Designed as a primer for all FloorTech® urethane and epoxy coatings
- Low odor, water based product
- Excellent substrate penetration
- Can be applied over damp floors for a quick and easy application

RECOMMENDED USES

FT310™ may be used as a:

- Primer for bonding FT500 and FT600 series top coating systems
- Concrete sealer

PACKAGING

Available in 1 or 5 gallon containers.

COVERAGE

230 to 320 square feet @ 5-6 mils wet thickness (per gallon)

MIXING RATIO

Four (4) part A to one (1) part B

GENERAL DATA

Application Temperature & Humidity	55°—90°F < 85% RH
Colors	Clear and colorant available
Percent Solids By Weight	Clear—36 Color—41
VOC	Less than 330 g/l
Film Thickness	2.4 mil—clear 3.1 mil—color
Gloss (60°F)	Satin <70
Cure Rate @ 70°F	
Recoat	5 hours
Foot Traffic	10 hours
Heavy Traffic	24 hours

TEST / PHYSICAL PROPERTIES

Test	Description	Values
Abrasion Resistance	Taber Abrasion CS-17 Wheel, 1000 cycles, 1000 gm load	54 mg loss
Adhesion	To Concrete	Excellent Concrete Failure
Flexibility	Bent on 1/8" conical mandrel	No cracking or crazing
UL Slip Rating	ASTM D-2047	Passes

CAUTION AWARENESS

As with all high performance coatings, the cured product may become slippery when wet or if exposed to oily conditions. For a procedure for incorporating aggregate to obtain a non-slip finish, contact your FloorTech/IFC Sales Representative.

This product may contain solvents and is recommended for use only in areas with adequate ventilation.






FT310™ Water Based Epoxy Primer / Sealer

Product Information

Page 2 of 4

(Continued from page 1)

AVAILABLE COLORS

	Red	# 314
	Beige	# 313
	Gray	# 311
	Lt. Gray	# 312
	Blue	# 315
White (#317)	Yellow (#316)	
Custom Colors	(#318)	

LIMITATIONS

This product is not designed for exterior use, immersion, or any use where moisture can reach the underside of the resurfacer. Do not apply to floors previously treated with curing and parting compounds or other coatings unless they have been completely removed by chemical or mechanical means. Do not use on vinyl, asphalt, rubber, glazed tile, paving brick, quarry tile, Mexican tile, or similar materials.

Before applying for protection against specific chemical environments, consult Chemical Resistance Guide or FloorTech Technical Service.

Sealed surfaces may discolor under tires due to tire plasticizer migration.

If the product is to be applied in or near areas containing food stuffs, they should be removed before the application and until the coating has fully cured and all vapors have dissipated.

As with all high performance coatings, the cured product may become slippery when wet or if exposed to oily conditions. Aggregate may be incorporated to maintain a non-slip finish.

Do not thin this product. Addition of thinners will slow the cure and reduce the ultimate properties of this product. Critical recoat times will also be affected.

FLOOR INSPECTION

The area to be surfaced must be a minimum of 60 days old, clean, sound and above 60°F.

The surface must be checked to determine if a curing compound and/or coating is present.

Moisture content of all concrete surfaces to be resurfaced and/or coated must be checked to determine the presence of excess moisture or moisture vapors.

Steps To Take:

1. *Polyethylene Sheet Method*—apply 2x2' plastic sheet to the surface to be tested with duct tape. After 24 hours, check underside for presence of moisture.
2. *Delmhorst Moisture Meter*—this is an electrical resistance test to measure moisture content. Two holes are made in the area to be tested and two probes are inserted and a measurement is taken. A reading of >20 indicates the presence of moisture.

Calcium Chloride Test—Most accurate to measure vapor transmission by absorbing anhydrous calcium chloride. A pre measured lid is placed under an airtight cover for 60 hours after which the lid containing calcium chloride is measured and the increase in weight is a measurement expressed in pounds of water per 1,000 sq. ft. A reading above 3 indicates the presence of moisture.

SURFACE PREPARATION

All oils, grease, curing compounds, laitants and surface contaminants must be removed first. If surface has been previously coated and testing indicates that it must be removed to provide a suitable profile for proper adhesion. Check with your FloorTech Sales Representative for feasibility for chemical/mechanical removal.

The proper profile recommendation is important because it determines the thickness of the system, bond strength and wearing characteristics of the system used. A thin mil protective coating will require a tightly textured low profile to maximize bond and provide flatness to maximize wear and reflectivity.

The International Concrete Repair Institute (ICRI) Guideline No. 03732 has set forth a numerical, surface profiling indicators to be specified for various coating systems — from CSP 1 (Concrete Surface Profile) for 0—3 mil coatings to CSP 9 for >125 mil for synthetic overlayments.

FT310™ Water Based Epoxy Primer / Sealer

Product Information

Page 3 of 4

(Continued from page 2)

FloorTech adheres to the surface profile guidelines on all coating systems as established by ICRI.

ICRI Guidelines

	<u>Dry Mil</u>	<u>Coating System</u>
CSP 1, 2 & 3	0—3 Mils	FT300/500 Series
CSP 2, 3 & 4	4—10 Mils	FT500 Series
CSP 4, 5 & 6	40—125 Mils	FT400 High Build Series
CSP 5, 6, 7, 8 & 9	>125 Mils	FT820 & FT900 Series

CHEMICAL PREPARATION

ASTM D-4258-83 Standard Practice for Surface Cleaning Concrete for Coating

ASTM D-4260-83 Standard Practice for Etching Concrete

MECHANICAL PREPARATION

Coating / overlayment that requires a profile greater than a CSP 3 should be profiled mechanically by shot blasting or manual scarifying/grinding. Surface should be left with a uniform CSP texture.

Charlotte 13732 Statesville Road Huntersville, NC 28078 (800) 955-0078 (704) 948-5535 Fax (704) 948-7552

Tampa 7824-A Causeway Blvd. Tampa, FL 33619 (800) 390-7727 (813) 635-0004 Fax (813) 635-0244

Atlanta Industrial Floor Coating 3375 Hutchinson Road B-1 Cumming, GA 30040 (800) 955-1580 (770) 844-0552 Fax (770) 844-0553

www.floortechinc.com

FloorTech Inc.

Version Date: 9/26/02



FT310™ Water Based Epoxy Primer / Sealer

Chemical Resistance Guide

The following Chemical Resistance Guide will aid in determining the effect of various chemicals to FloorTech Inc.'s FT310. A rating system for this guide is as follows:

Ratings Key:

A – Not Recommended

C – 8 Hour Term Splash Spill

E – Long Term Immersion

B – 2 Hour Term Splash Spill

D – 72 Hour Immersion

<u>REAGANT</u>	<u>CONC.</u>	<u>RATING</u>
ORGANICA ACIDS		
Acetic	5%	B
Ethylene Glycol		C
Gasoline		B
Hydrochloric Acid	10%	B
Mek		A
Nitric Acid	20%	A
Sodium Hydroxide	10%	C
Sodium Hydroxide	50%	B
Sulfuric	10%	B
Xylene		B